

# 42.4%

OF THE HOSPITALS BEDS ARE IN THE MEDICINE PROGRAM



PATIENT DAYS IN  
**2,193** COMPLEX CARE

**769** CRITICAL CARE

**8,937** REST OF MEDICINE

# 2.9%

PRESSURE  
ULCER INJURY

# 1<sup>ST</sup>



ACUTE CARE HOSPITAL  
IN ONTARIO TO HAVE  
MUSIC AND MEMORY<sup>SM</sup>  
CERTIFICATION

INCLUDES


**105** ACUTE CARE BEDS

**24** INTEGRATED STROKE AND REHAB BEDS

**22** COMPLEX CARE BEDS

**13** CRITICAL CARE BEDS

**9** PALLIATIVE CARE BEDS



# 106%

BED OCCUPANCY AVERAGE (PROGRAM WIDE)

AVERAGE LENGTH OF STAY

**5.03** DAYS

CRITICAL CARE AVERAGE LENGTH OF STAY

**5.37** DAYS

# MEDICINE PROGRAM

## 2015/16 VITAL SIGNS


CHRONIC DISEASE PROGRAM VISITS

**13,493**  
DIABETIC CLINIC

**10,242**  
TAP PROGRAM

**5,093**  
MEDICINE CLINIC

**1,627**  
GERIATRIC AGING AT HOME

**624**   
STROKE PREVENTION CLINIC

**228**  
HEALTH LINKS

# 47



PHYSICIANS FROM 11  
DIFFERENT SPECIALTIES

ALTERNATE LEVELS OF CARE  
BEDSIDE ROUNDING WITH PATIENTS AND FAMILY \* HELP PROGRAM \* INTEGRATED STROKE UNIT \* REHAB UNIT \* COMPLEX CARE UNIT \* PALLIATIVE CARE UNIT


**387** RNS AND RPNS

**27,501** OUTPATIENT REHAB VISITS



OVER

# 79,500



HOURS OF INPATIENT REHABILITATION